



EN

Factory-fit option

OW 440/460/480 Volt

Equipment of the 355/405/505 and 351/401/451/501/551 machines for 3x 440/460/480 V mains connection

099-OW0020-EW501

Observe additional system documents!

09.02.2017

**Register now
and benefit!
Jetzt Registrieren
und Profitieren!**

www.ewm-group.com



General instructions

WARNING



Read the operating instructions!

The operating instructions provide an introduction to the safe use of the products.

- Read and observe the operating instructions for all system components, especially the safety instructions and warning notices!
- Observe the accident prevention regulations and any regional regulations!
- The operating instructions must be kept at the location where the machine is operated.
- Safety and warning labels on the machine indicate any possible risks. Keep these labels clean and legible at all times.
- The machine has been constructed to state-of-the-art standards in line with any applicable regulations and industrial standards. Only trained personnel may operate, service and repair the machine.
- Technical changes due to further development in machine technology may lead to a differing welding behaviour.



In the event of queries on installation, commissioning, operation or special conditions at the installation site, or on usage, please contact your sales partner or our customer service department on +49 2680 181-0.

A list of authorised sales partners can be found at www.ewm-group.com.

Liability relating to the operation of this equipment is restricted solely to the function of the equipment. No other form of liability, regardless of type, shall be accepted. This exclusion of liability shall be deemed accepted by the user on commissioning the equipment.

The manufacturer is unable to monitor whether or not these instructions or the conditions and methods are observed during installation, operation, usage and maintenance of the equipment.

An incorrectly performed installation can result in material damage and injure persons as a result. For this reason, we do not accept any responsibility or liability for losses, damages or costs arising from incorrect installation, improper operation or incorrect usage and maintenance or any actions connected to this in any way.

© EWM AG

Dr. Günter-Henle-Straße 8

56271 Mündersbach

Germany



The copyright to this document remains the property of the manufacturer.

Copying, including extracts, only permitted with written approval.


The content of this document has been prepared and reviewed with all reasonable care. The information provided is subject to change; errors excepted.

1 Operating instructions supplement

1.1 General

-  ***These supplementary sheets are valid in addition to the standard document!***
These supplementary sheets are only valid in combination with the relevant standard operating instructions and expand on or replace a section in the corresponding standard descriptions.
-  ***Keep the conversion instructions with the machine documentation!***
When ordering spare parts, ensure that the item number and serial number of the machine are quoted!

1.2 Technical data

-  ***The technical data given here completes or replaces the respective values in the standard operating instructions.***

Mains voltage	3 x 440 V	3 x 460 V	3 x 480 V
Mains voltage (tolerances)	-25% to +15%	-25% to +12.5%	-25% to +10%
Open circuit voltage	87 V	90 V	95 V